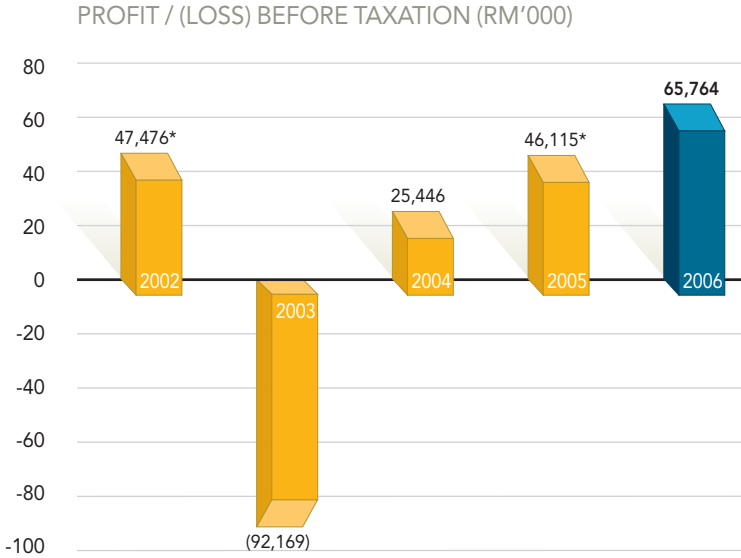
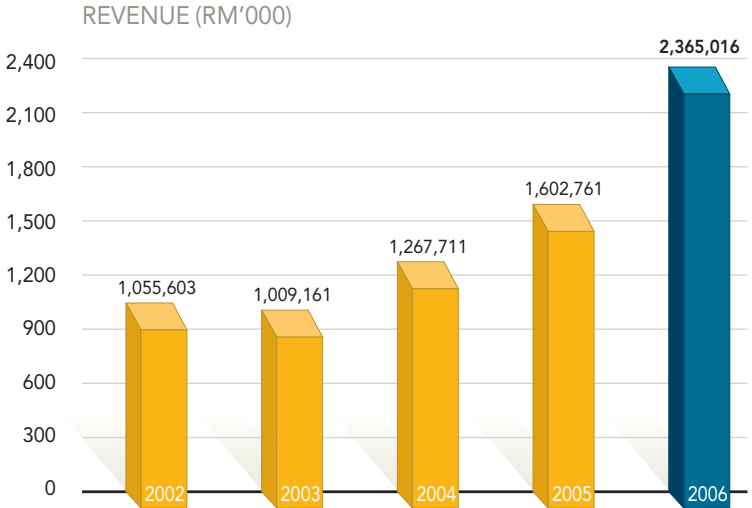
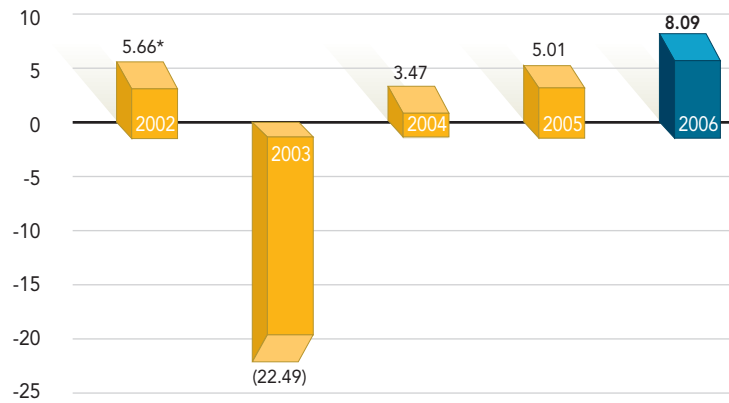


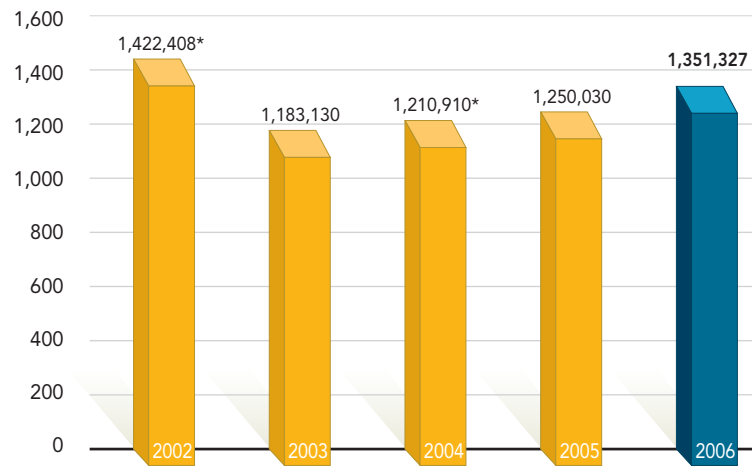
financial review



EARNINGS / (LOSS) PER SHARE - SEN



TOTAL ASSETS EMPLOYED (RM'000)



	2002	2003	2004	2005	2006
Revenue (RM'000)	1,055,603	1,009,161	1,267,711	1,602,761	2,365,016
Profit / (Loss) Before Taxation (RM'000)	47,476*	(92,169)	25,446	46,115*	65,764
Earnings / (Loss) Per Share - Sen	5.66*	(22.49)	3.47	5.01	8.09
Total Assets Employed (RM'000)	1,422,408*	1,183,130	1,210,910*	1,250,030	1,351,327

* restated