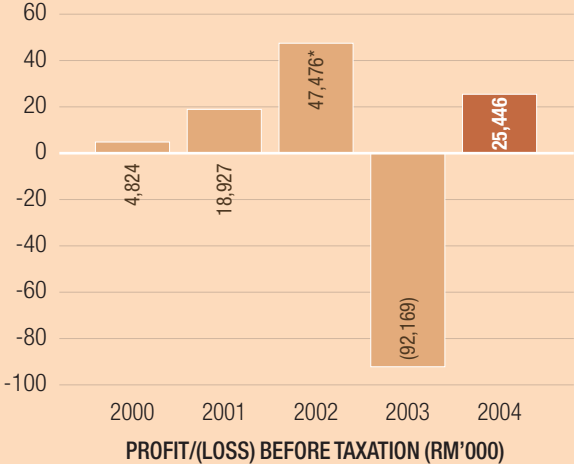
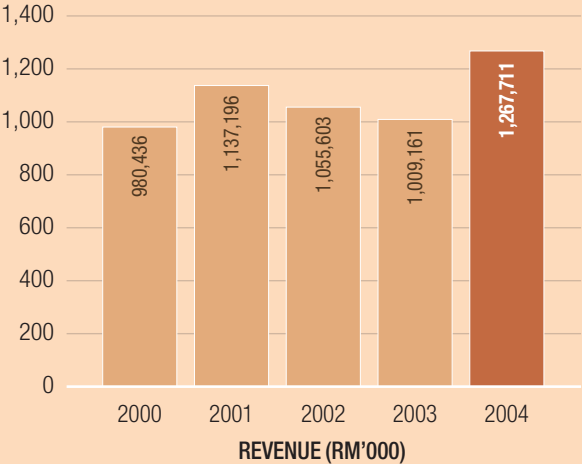
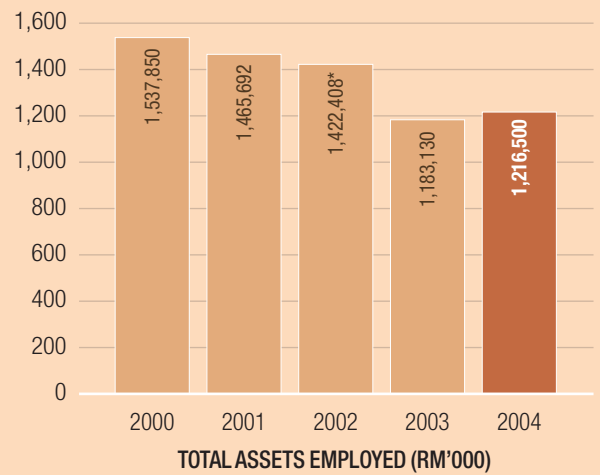
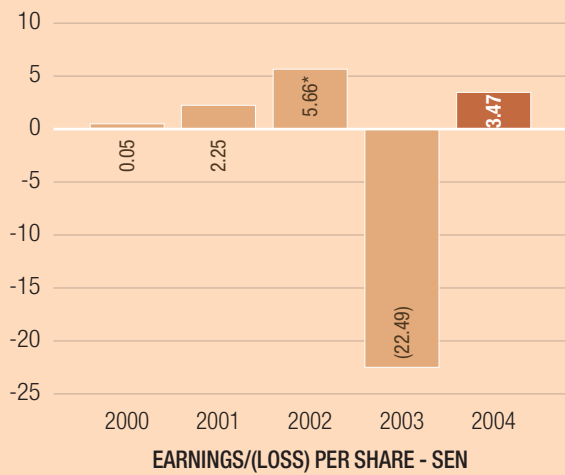


Financial Review





	2004	2003	2002	2001	2000
Revenue (RM'000)	1,267,711	1,009,161	1,055,603	1,137,196	980,436
Profit / (Loss) Before Taxation (RM'000)	25,446	(92,169)	47,476*	18,927	4,824
Earnings / (Loss) Per Share - Sen	3.47	(22.49)	5.66*	2.25	0.05
Total Assets Employed (RM'000)	1,216,500	1,183,130	1,422,408*	1,465,692	1,537,850

* restated